

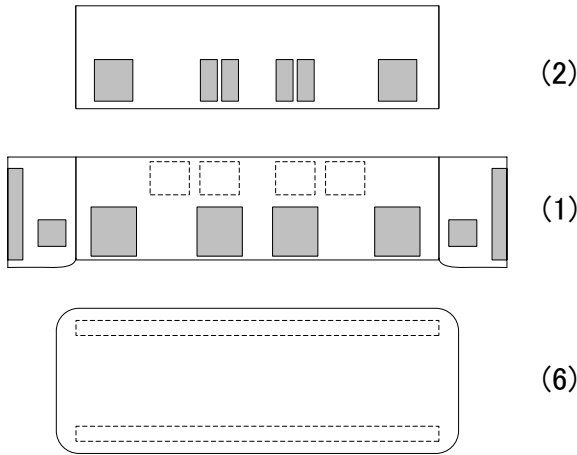
国鉄 ED14 1/150 Scale B-トレイン ショーティー

全長: 11200mm
 全幅: 2740mm
 全高: 3912mm

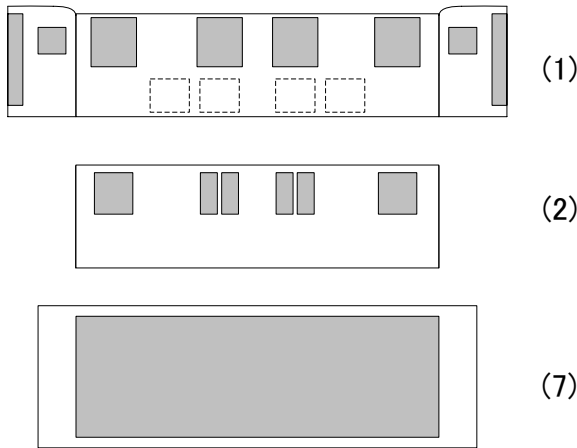
全長: 58.0mm
 全幅: 19.0mm
 全高: 14.5mm

動力ユニット
 KATO 11-106
 (急行電車1)


屋根




床板



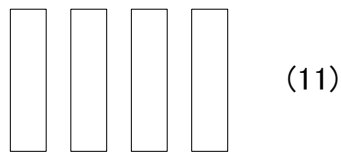
ランボード



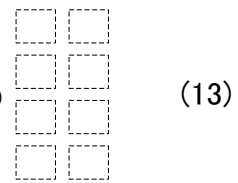
床板
(サイド)



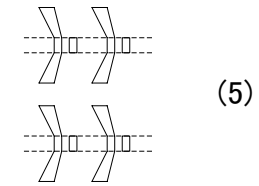
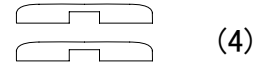
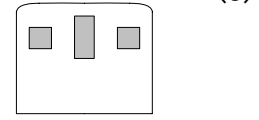
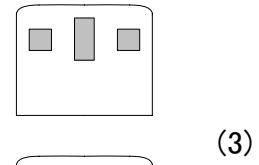
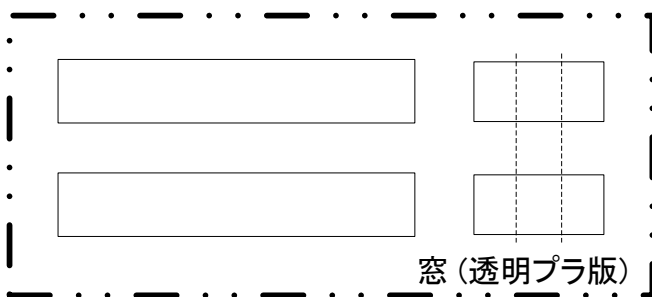
デッキ



スリット
(コルゲート板)

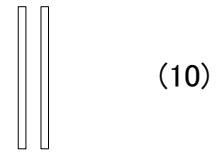


窓 (透明プラ版)



梯子

床板
(前後)



ひさし

